

Prepared for:
Nanolabs, LLC
2833 N. El Paso St. Ste 130
Colorado Springs, CO 80907

CBN Isolate

Batch ID or Lot Number: CBN-22-017	Test, Test ID and Methods: Various	Matrix: Concentrate	Page 1 of 4
Reported: 06Dec2022	Started: 05Dec2022	Received: 01Dec2022	


Pesticides


Test ID: T000230006

Methods: TM17

(LC-QQ LC MS/MS)	Dynamic Range (ppb)	Result (ppb)		Dynamic Range (ppb)	Result (ppb)	
Abamectin	335 - 2667	ND		Malathion	290 - 2707	ND
Acephate	41 - 2767	ND		Metalaxyl	38 - 2744	ND
Acetamiprid	42 - 2742	ND		Methiocarb	44 - 2686	ND
Azoxystrobin	42 - 2720	ND		Methomyl	41 - 2754	ND
Bifenazate	40 - 2728	ND		MGK 264 1	166 - 1627	ND
Boscalid	44 - 2714	ND		MGK 264 2	116 - 1113	ND
Carbaryl	43 - 2725	ND		Myclobutanil	38 - 2682	ND
Carbofuran	42 - 2708	ND		Naled	42 - 2756	ND
Chlorantraniliprole	43 - 2667	ND		Oxamyl	40 - 2746	ND
Chlorpyrifos	38 - 2642	ND		Paclobutrazol	48 - 2701	ND
Clofentezine	279 - 2733	ND		Permethrin	294 - 2686	ND
Diazinon	276 - 2737	ND		Phosmet	40 - 2702	ND
Dichlorvos	280 - 2790	ND		Prophos	290 - 2696	ND
Dimethoate	38 - 2742	ND		Propoxur	42 - 2704	ND
E-Fenpyroximate	294 - 2676	ND		Pyridaben	305 - 2654	ND
Etofenprox	42 - 2681	ND		Spinosad A	32 - 2231	ND
Etoazole	306 - 2670	ND		Spinosad D	49 - 485	ND
Fenoxycarb	42 - 2736	ND		Spiromesifen	290 - 2693	ND
Fipronil	41 - 2666	ND		Spirotetramat	278 - 2722	ND
Flonicamid	47 - 2713	ND		Spiroxamine 1	18 - 1128	ND
Fludioxonil	267 - 2705	ND		Spiroxamine 2	22 - 1539	ND
Hexythiazox	39 - 2705	ND		Tebuconazole	285 - 2720	ND
Imazalil	250 - 2752	ND		Thiacloprid	42 - 2742	ND
Imidacloprid	47 - 2728	ND		Thiamethoxam	39 - 2769	ND
Kresoxim-methyl	38 - 2747	ND		Trifloxystrobin	43 - 2732	ND

Final Approval


Sam Smith
06Dec2022
02:31:00 PM MST
PREPARED BY / DATE


Karen Winternheimer
06Dec2022
02:34:00 PM MST
APPROVED BY / DATE

Prepared for:
Nanolabs, LLC

CBN Isolate


Batch ID or Lot Number: CBN-22-017	Test, Test ID and Methods: Various	Matrix: Concentrate	Page 2 of 4
Reported: 06Dec2022	Started: 05Dec2022	Received: 01Dec2022	


Cannabinoids - Colorado Compliance

Test ID: T000230005
Methods: TM14 (HPLC-DAD): Potency - Full Spectrum
Analysis, 0.3% THC

	LOD (%)	LOQ (%)	Result (%)	Result (mg/g)	Notes
Cannabichromene (CBC)	0.295	1.006	ND	ND	
Cannabichromenic Acid (CBCA)	0.270	0.920	ND	ND	
Cannabidiol (CBD)	0.903	2.641	ND	ND	
Cannabidiolic Acid (CBDA)	0.926	2.708	ND	ND	
Cannabidivarin (CBDV)	0.214	0.625	ND	ND	
Cannabidivarinic Acid (CBDVA)	0.386	1.130	ND	ND	
Cannabigerol (CBG)	0.167	0.571	ND	ND	
Cannabigerolic Acid (CBGA)	0.699	2.388	ND	ND	
Cannabinol (CBN)	0.218	0.745	92.755	927.55	
Cannabinolic Acid (CBNA)	0.477	1.629	ND	ND	
Delta 8-Tetrahydrocannabinol (Delta 8-THC)	0.833	2.845	ND	ND	
Delta 9-Tetrahydrocannabinol (Delta 9-THC)	0.003	0.010	ND	ND	
Delta 9-Tetrahydrocannabinolic Acid (THCA-A)	0.003	0.009	ND	ND	
Tetrahydrocannabivarin (THCV)	0.152	0.520	ND	ND	
Tetrahydrocannabivarinic Acid (THCVA)	0.591	2.019	ND	ND	
Total Cannabinoids			92.755	927.55	
Total Potential THC			ND	ND	
Total Potential CBD			ND	ND	

Final Approval


Sam Smith
08Dec2022
12:08:00 PM MST
PREPARED BY / DATE



Karen Winternheimer
08Dec2022
12:11:00 PM MST
APPROVED BY / DATE


Heavy Metals - Colorado Compliance

Test ID: T000230007
Methods: TM19 (ICP-MS): Heavy Metals

Metals	Dynamic Range (ppm)	Result (ppm)	Notes
Arsenic	0.04 - 4.32	ND	
Cadmium	0.04 - 4.42	ND	
Mercury	0.04 - 4.44	ND	
Lead	0.05 - 5.08	ND	

Final Approval


Sam Smith
08Dec2022
01:13:00 PM MST
PREPARED BY / DATE


Karen Winternheimer
08Dec2022
01:16:00 PM MST
APPROVED BY / DATE

Prepared for:
Nanolabs, LLC

CBN Isolate

Batch ID or Lot Number: CBN-22-017	Test, Test ID and Methods: Various	Matrix: Concentrate	Page 3 of 4
Reported: 06Dec2022	Started: 05Dec2022	Received: 01Dec2022	

Residual Solvents - Colorado Compliance

Test ID: T000230008


Methods: TM04 (GC-MS): Residual

Solvents	Dynamic Range (ppm)	Result (ppm)	Notes
Propane	100 - 2006	ND	
Butanes (Isobutane, n-Butane)	201 - 4024	ND	
Methanol	66 - 1314	ND	
Pentane	114 - 2273	ND	
Ethanol	105 - 2109	ND	
Acetone	110 - 2205	ND	
Isopropyl Alcohol	113 - 2264	ND	
Hexane	7 - 133	ND	
Ethyl Acetate	110 - 2200	ND	
Benzene	0.2 - 4.3	ND	
Heptanes	110 - 2209	ND	
Toluene	19 - 384	ND	
Xylenes (m,p,o-Xylenes)	136 - 2723	ND	

Final Approval

 Karen Winternheimer
08Dec2022
03:05:00 PM MST

PREPARED BY / DATE

 Sam Smith
08Dec2022
03:08:00 PM MST

APPROVED BY / DATE

Prepared for:
Nanolabs, LLC

CBN Isolate


Batch ID or Lot Number: CBN-22-017	Test, Test ID and Methods: Various	Matrix: Concentrate	Page 4 of 4
Reported: 06Dec2022	Started: 05Dec2022	Received: 01Dec2022	


Mycotoxins - Colorado Compliance

Test ID: T000230009
Methods: TM18 (UHPLC-QQQ)

LCMS/MS: Mycotoxins	Dynamic Range (ppb)	Result (ppb)	Notes
Ochratoxin A	4.85 - 126.47	ND	N/A
Aflatoxin B1	0.97 - 32.92	ND	
Aflatoxin B2	0.97 - 32.59	ND	
Aflatoxin G1	1.03 - 32.63	ND	
Aflatoxin G2	1.20 - 32.95	ND	
Total Aflatoxins (B1, B2, G1, and G2)		ND	

Final Approval


Sam Smith
14Dec2022
09:02:00 AM MST
PREPARED BY / DATE


Karen Winternheimer
14Dec2022
09:04:00 AM MST
APPROVED BY / DATE



<https://results.botanacor.com/api/v1/coas/uiid/38dc8e59-625b-4dc3-b62e-8df683baa761>

Definitions
LOD = Limit of Detection, ULOQ = Upper Limit of Quantitation, LLOQ = Lower Limit of Quantitation, PPB = Parts per Billion, % = % (w/w) = Percent (weight of analyte / weight of product). ND = None Detected (defined by dynamic range of the method). Total Potential Delta 9-THC or CBD is calculated to take into account the loss of a carboxyl group during decarboxylation step, using the following formulas: Total Potential Delta 9-THC = Delta 9-THC + (Delta 9-THCa *(0.877)) and Total CBD = CBD + (CBDa *(0.877)). Fail equates to a concentration level of Delta 9-THC, on a dry weight basis, higher than 0.3 percent + or - the measurement uncertainty. Total Potential THC is calculated using the following formulas to take into account the loss of a carboxyl group during decarboxylation step. Total THC = THC + (THCa *(0.877)). ALOQ = Above Limit Of Quantitation (defined by dynamic range of the method), CFU/g = Colony Forming Units per Gram. Values recorded in scientific notation, a common microbial practice of expressing numbers that are too large to be conveniently written in decimal form. Examples: 10² = 100 CFU, 10³ = 1,000 CFU, 10⁴ = 10,000 CFU, 10⁵ = 100,000 CFU.

Testing results are based solely upon the sample submitted to SC Laboratories, Inc., in the condition it was received. SC Laboratories, Inc., warrants that all analytical work is conducted professionally in accordance with all applicable standard laboratory practices using validated methods. Data was generated using an unbroken chain of comparison to NIST traceable Reference Standards and Certified Reference Materials. This report may not be reproduced, except in full, without the written approval of SC Laboratories, Inc. ISO/IEC 17025:2017 Accredited by A2LA. Some tests listed on this COA may not be within our scope of A2LA accreditation. Please visit [A2LA for more details](#).



Cert #4329.02
38dc8e59625b4dc3b62e8df683baa761.1